

**Wilshire**

# Wilshire Monday Market Flash

December 6, 2021

# Market Performance as of 12/3/2021

Returns through Friday December 3, 2021										
<b>US Equity</b>	<b>WTD</b>	<b>MTD</b>	<b>NOV</b>	<b>OCT</b>	<b>QTD</b>	<b>Q3 2021</b>	<b>YTD</b>	<b>1 Year</b>	<b>3 Year</b>	<b>5 Year</b>
FT Wilshire 5000	(2.15)	(1.23)	(1.80)	6.57	3.37	(0.58)	17.50	21.03	17.24	15.13
Standard & Poor's 500	(1.18)	(0.60)	(0.69)	7.01	5.63	0.58	22.45	25.55	19.71	17.83
Wilshire 4500 Completion	(4.45)	(2.41)	(4.31)	5.02	(1.93)	(1.77)	11.85	18.44	18.67	15.59
Wilshire US Large Cap	(1.60)	(0.93)	(0.91)	6.54	4.60	0.10	19.66	22.85	18.14	16.01
Wilshire US Large-Cap Growth	(2.06)	(2.38)	0.26	8.74	6.42	1.15	22.44	26.76	25.53	22.11
Wilshire US Large-Cap Value	(0.97)	1.08	(2.82)	4.60	2.75	(1.23)	15.75	17.84	10.43	9.58
Wilshire US Small Cap	(3.35)	(1.22)	(3.55)	3.50	(1.39)	(3.41)	12.55	19.47	12.37	10.12
Wilshire US Small-Cap Growth	(3.96)	(2.20)	(4.18)	4.35	(2.21)	(3.91)	5.39	13.27	14.76	13.60
Wilshire US Small-Cap Value	(2.73)	(0.21)	(3.66)	3.40	(0.59)	(2.36)	20.76	26.50	9.18	6.48
<b>Non-US Equity</b>	<b>WTD</b>	<b>MTD</b>	<b>NOV</b>	<b>OCT</b>	<b>QTD</b>	<b>Q3 2021</b>	<b>YTD</b>	<b>1 Year</b>	<b>3 Year</b>	<b>5 Year</b>
MSCI ACWI-ex-USA (Net)	(0.70)	0.68	(4.50)	2.39	(1.56)	(2.99)	4.25	7.39	9.60	9.46
MSCI EAFE (Net)	(0.94)	0.52	(4.65)	2.46	(1.80)	(0.45)	6.40	9.08	9.50	9.29
MSCI EM (Net)	0.19	1.07	(4.08)	0.99	(2.09)	(8.09)	(3.31)	0.91	8.86	10.00
MSCI ACWI-ex-US Small cap (Net)	(1.13)	0.12	(4.95)	1.56	(3.35)	(0.00)	8.47	13.25	12.25	10.83
<b>Global Equity</b>	<b>WTD</b>	<b>MTD</b>	<b>NOV</b>	<b>OCT</b>	<b>QTD</b>	<b>Q3 2021</b>	<b>YTD</b>	<b>1 Year</b>	<b>3 Year</b>	<b>5 Year</b>
MSCI ACWI (Net)	(1.24)	(0.30)	(2.41)	5.10	2.27	(1.05)	13.64	16.95	15.33	13.98
MSCI ACWI Minimum Volatility (Net)	(0.69)	0.84	(1.93)	2.53	1.39	0.08	8.69	10.62	8.57	9.93
<b>Fixed Income</b>	<b>WTD</b>	<b>MTD</b>	<b>NOV</b>	<b>OCT</b>	<b>QTD</b>	<b>Q3 2021</b>	<b>YTD</b>	<b>1 Year</b>	<b>3 Year</b>	<b>5 Year</b>
Bloomberg U.S. Aggregate	0.52	0.33	0.30	(0.03)	0.60	0.05	(0.97)	(0.60)	5.57	3.74
Bloomberg Long Term Treasury	2.35	1.63	2.65	1.86	6.27	0.47	(1.69)	(1.13)	11.68	7.23
Bloomberg U.S. TIPS	(0.04)	0.10	0.89	1.13	2.14	1.75	5.72	6.86	8.52	5.32
Bloomberg U.S. Corporate High Yield	0.63	0.41	(0.97)	(0.17)	(0.74)	0.89	3.76	5.10	7.38	6.36
Credit Suisse Leveraged Loan	(0.13)	0.08	(0.15)	0.24	0.16	1.13	4.82	5.79	4.39	4.41
ICE BofA US Convertible Index	(3.36)	(2.42)	(3.55)	3.58	(2.52)	(0.49)	3.70	9.83	20.72	16.84
JPM EMBI Global Diversified	1.11	1.02	(1.84)	0.02	(0.82)	(0.70)	(2.17)	(0.89)	6.05	4.95
<b>Real Assets</b>	<b>WTD</b>	<b>MTD</b>	<b>NOV</b>	<b>OCT</b>	<b>QTD</b>	<b>Q3 2021</b>	<b>YTD</b>	<b>1 Year</b>	<b>3 Year</b>	<b>5 Year</b>
Wilshire Global Real Estate Securities	(0.55)	0.67	(1.04)	6.45	6.05	0.37	25.67	27.52	10.02	9.18
FTSE Global Core Infrastructure 50/50	0.04	1.67	(3.26)	3.72	2.02	(0.07)	9.58	9.64	8.54	9.82
Alerian Midstream Energy	(4.22)	(0.52)	(7.14)	6.11	(1.98)	(1.26)	36.16	31.13	4.68	2.64
Bloomberg Commodity	(4.30)	(0.00)	(7.31)	2.58	(4.92)	6.59	22.78	29.39	5.87	3.07
Gold	(1.07)	0.49	(0.50)	1.50	1.50	(0.74)	(6.06)	(3.14)	13.16	8.66
Bitcoin	(0.67)	(6.10)	(8.43)	43.65	23.53	25.59	85.04	175.69	140.21	133.44

Data Source: Bloomberg

# Market Insight: Yield Curve Flattens on Omicron/Fed Concerns



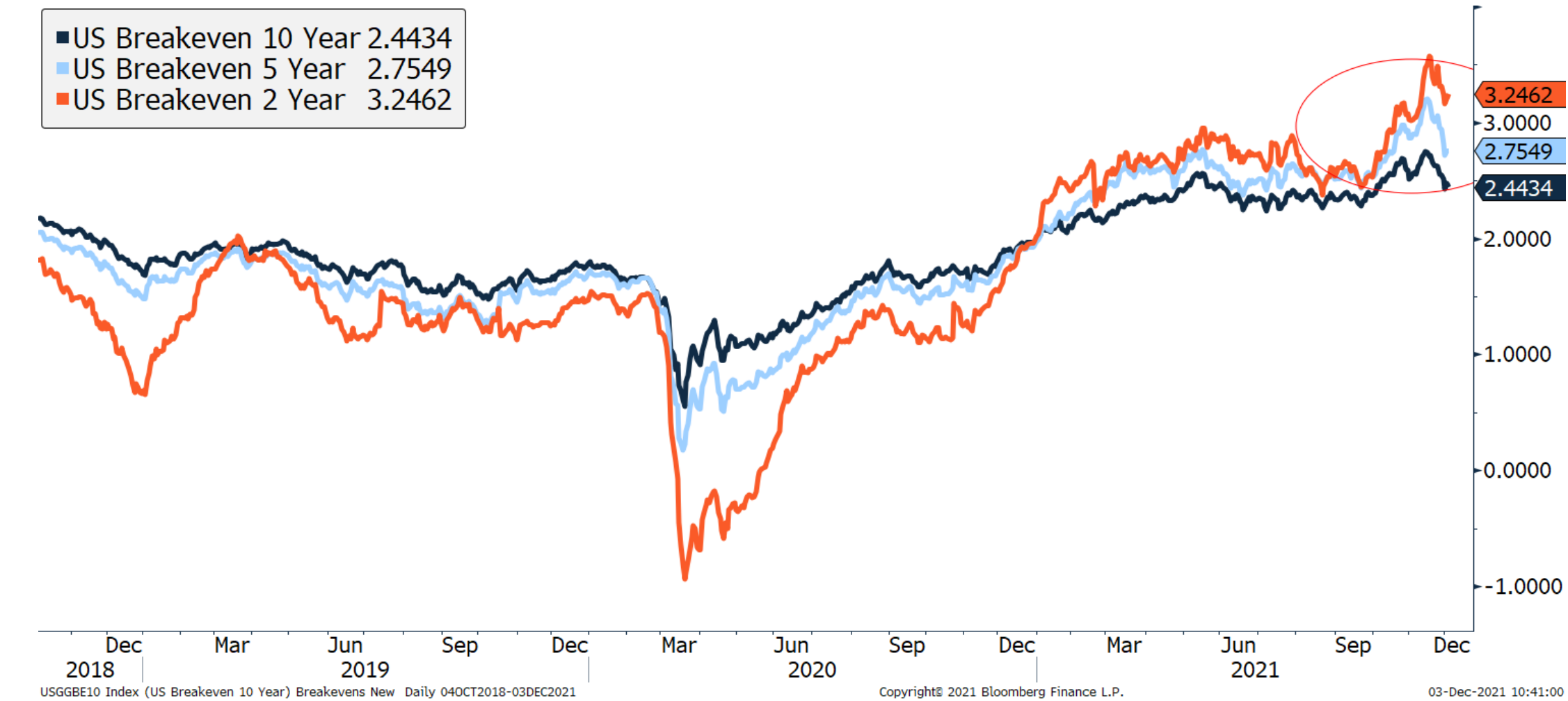
USGG10YR Index (US Generic Govt 10 Yr) 10yr\_2yr spread Daily 30JUN2021-03DEC2021

Data Source: Bloomberg

Copyright© 2021 Bloomberg Finance L.P.

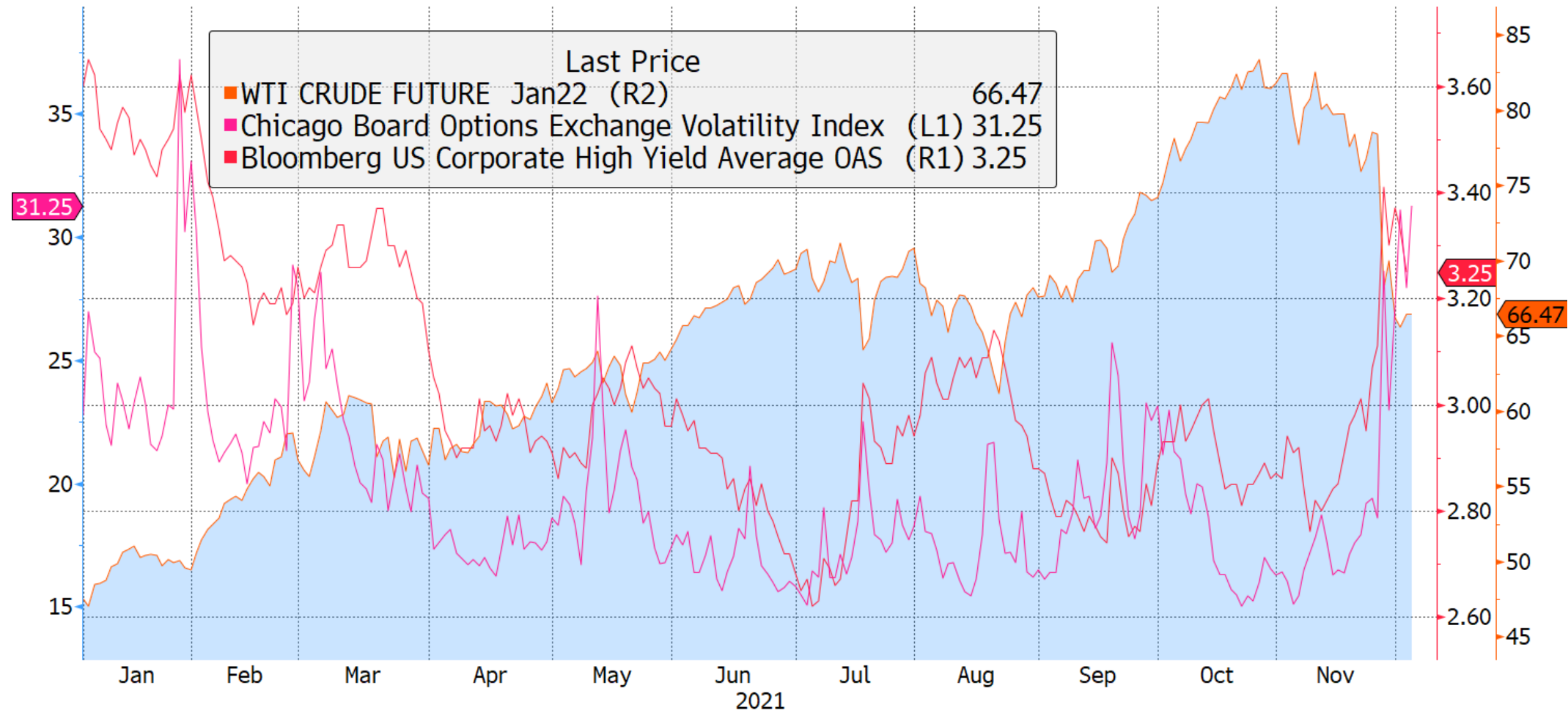
03-Dec-2021 10:39:42

# Market Insight: Breakevens Roll Over



Data Source: Bloomberg

Market Insight: Energy Prices Tumble, OAS Widens, VIX Jumps

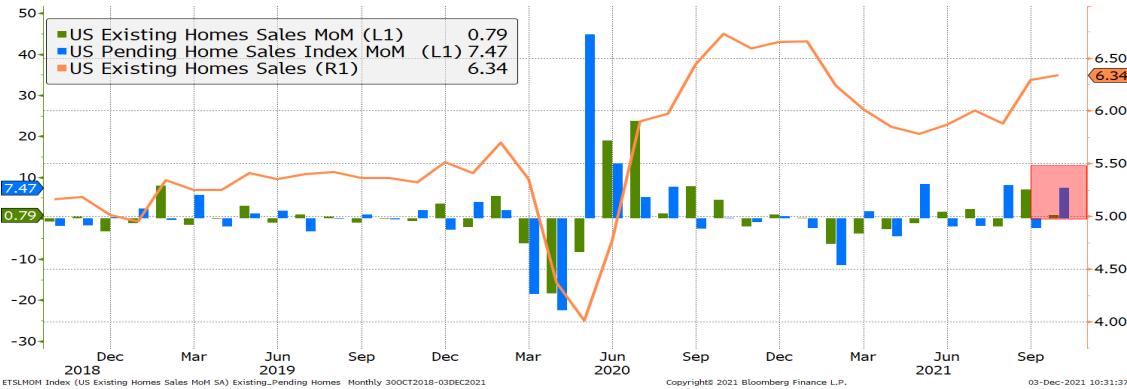


CLF2 Comdty (WTI CRUDE FUTURE Jan22) WTIvsVIXvsOAS Daily 31DEC2020-03DEC2021 Copyright© 2021 Bloomberg Finance L.P. 03-Dec-2021 10:44:23

Data Source: Bloomberg

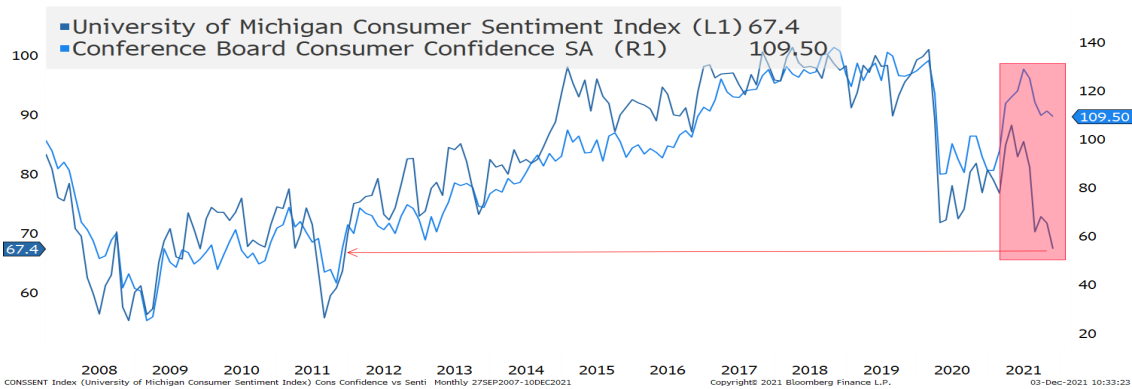
# Economic Data Releases: 11/29/2021 – 12/3/2021

Pending Home Sales Spike



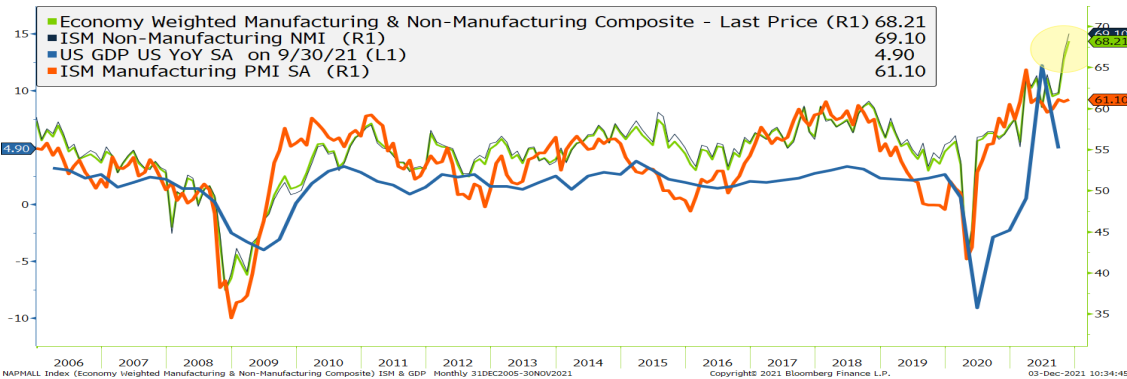
Data Source: Bloomberg

Confidence Deteriorates



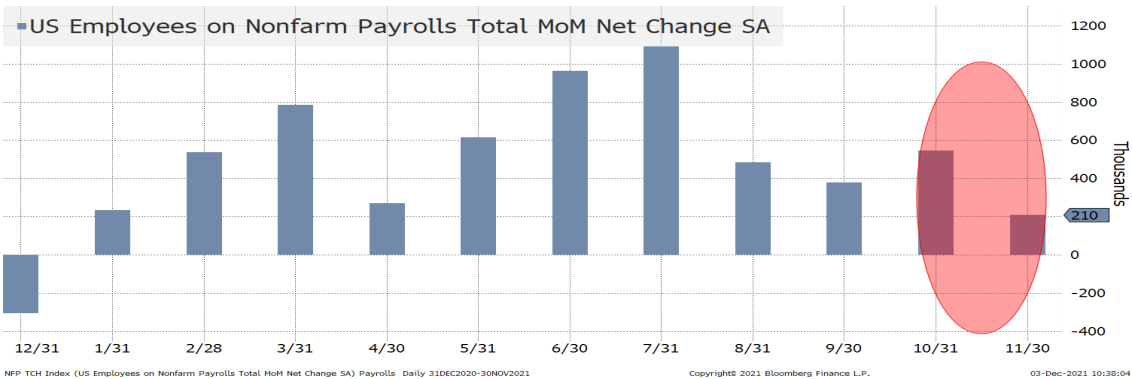
Data Source: Bloomberg

ISM Continues to Rise



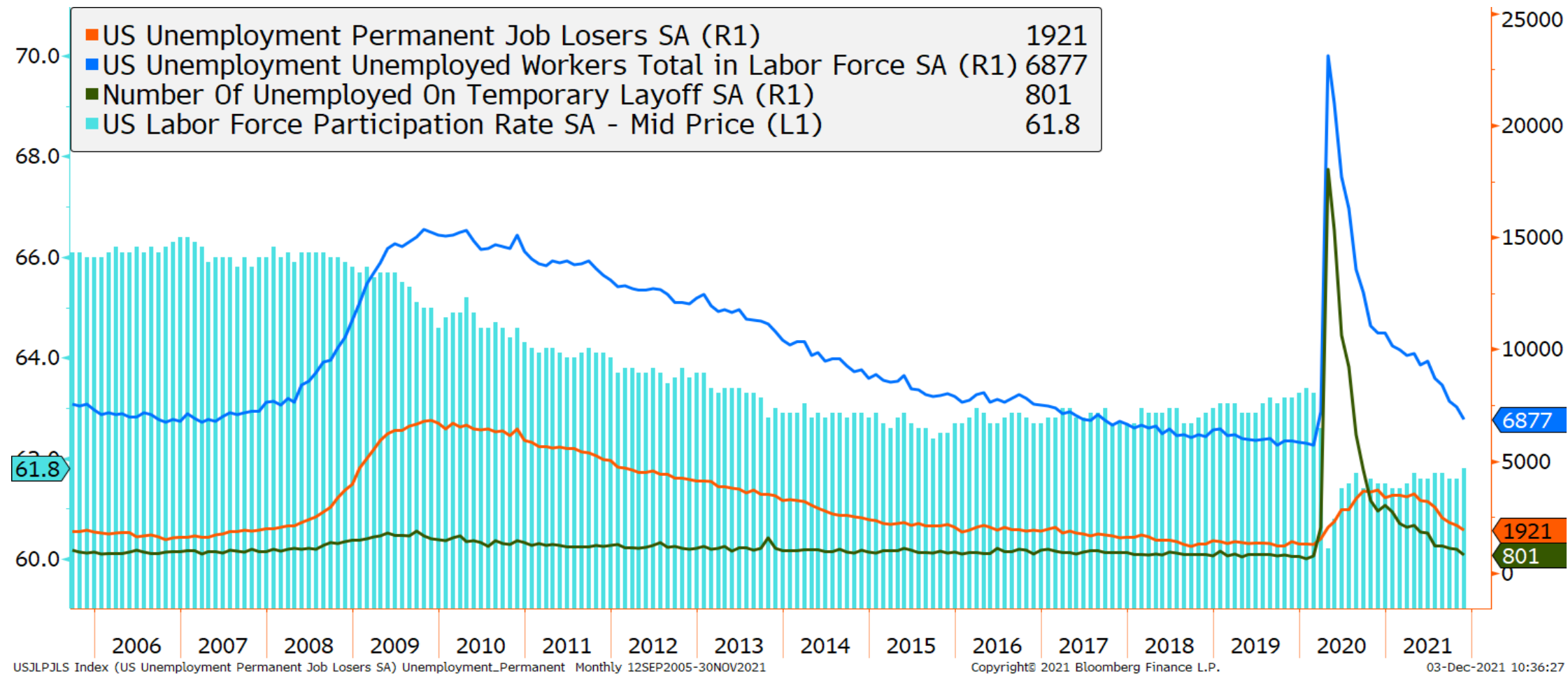
Data Source: Bloomberg

Payrolls Disappoint



Data Source: Bloomberg

# Market Insight: Unemployment Rate Declines



Data Source: Bloomberg

## The Week Ahead: 12/6/2021 – 12/10/2021

### Economic Data Releases:

- Tuesday: Trade Balance
- Wednesday: Job Openings
- Thursday: Wholesale Inventories
- Friday: CPI, U. of Michigan Sentiment



# Important Information

Wilshire is a global financial services firm providing diverse services to various types of investors and intermediaries. Wilshire's products, services, investment approach and advice may differ between clients and all of Wilshire's products and services may not be available to all clients. For more information regarding Wilshire's services, please see Wilshire's ADV Part 2 available at [www.wilshire.com/ADV](http://www.wilshire.com/ADV). Wilshire uses mathematical and statistical investment processes to allocate assets, select managers and construct portfolios and funds in ways that seek to outperform their specific benchmarks. Past performance is not indicative of future results, and processes used may not achieve the desired results. Actual portfolios and results may vary.

This material contains confidential and proprietary information of Wilshire and is intended for the exclusive use of the person to whom it is provided. It may not be disclosed, reproduced, or otherwise distributed, in whole or in part, to any other person or entity without prior written permission from Wilshire.

This material represents the current opinion of Wilshire and is subject to change without notice. Wilshire assumes no duty to update any such opinions. Wilshire believes that the information obtained from third party sources contained herein is reliable, but has not undertaken to verify such information. Wilshire gives no representations or warranties as to the accuracy of such information, and accepts no responsibility or liability (including for indirect, consequential or incidental damages) for any error, omission or inaccuracy in such information and for results obtained from its use.

This material may include estimates, projections, assumptions and other "forward-looking statements." Forward-looking statements represent Wilshire's current beliefs and opinions in respect of potential future events. These statements are not guarantees of future performance and undue reliance should not be placed on them. Such forward-looking statements necessarily involve known and unknown risks and uncertainties, which may cause actual events, performance and financial results to differ materially from any projections. Forward-looking statements speak only as of the date on which they are made and are subject to change without notice. Wilshire undertakes no obligation to update or revise any forward-looking statements.

This material is intended for informational purposes only and should not be construed as legal, accounting, tax, investment, or other professional advice.

Wilshire Advisors LLC (Wilshire) is an investment advisor registered with the SEC. Wilshire® is a registered service mark. All other trade names, trademarks, and/or service marks are the property of their respective holders.

Copyright © 2021 Wilshire Advisors LLC. All rights reserved.